

LPR CAMERA
TOTEM

The classic LPR

High Accuracy
+99%



Front and rear capture

Ground

Max. distance
8 m / 26 ft.



Embedded (AiO)
or Server-based

AiO or PC?

AiO (All-in-One)

- Network independent
- Independent lane
- Redundant (AiO and PC)

PC (PC - Server - VM)

- Processing speed
- Centralized software
- Cloud processing



IR illumination
or White Light

IR or HYBRID?

IR (Infrared Light)

- B/W Image
- Reflective license plates
- Europe, Latam and Asia

Hybrid (White light & IR)

- Color or B/W Image
- NON-reflective license plates
- Badly damaged license plates
- USA, Australia, Brazil
- Saudi Arabia, UAE
- Vehicle type (OCR5+)



Software LPR
OCR5 Lite/Pro/Pro+

LITE/PRO/PRO+?

LITE

- Price
- One camera per lane
- Front capture
- B/W Image

PRO

- Max. 2 cameras per lane
- Car & motorcycle lane
- Ticketless car lane

PRO+

- + 2 cameras per lane
- Ticketless cars & motorcycles
- Barrierless cars & motorcycles
- Motorcycle or car type
- Free Flow

TOTEM HOUSING

Material	Stainless steel 304 of 1.5 mm treatment of removing for phosphate and painted with powder
Internal dimensions	260x250mm (WxD); Height 700mm
Temperature range	-20°C / +50°C
Protection	IP 65 (EN 60529)
Window	180x140mm (WxH); glass 5mm.
Weight	18 kg.
Accessories	Electric board to install components inside
Color	Color Black RAL 9005 GOF

IP CAMERA

	LITE	PRO	PRO+
Camera model	Axis P3245V	Axis P3245V	Axis P3265V
Processor	Artpec7 32 bits	Artpec7 32 bits	Artpec8 64 bits
RAM	1 GB	1 GB	1 GB
Image sensor	1/2.8" RGB CMOS	1/2.8" RGB CMOS	1/2.8" RGB CMOS
Maximum resolution	1080 HDTV (1920x1080)	1080 HDTV (1920x1080)	1080 HDTV (1920x1080)
Lens	Varifocal, 3.4-8.9 mm, F1.8	Varifocal, 3.4-8.9 mm, F1.8	Varifocal, 3.4-8.9 mm, F1.8
Video compression	H.264 / H.265 / MJPEG	H.264 / H.265 / MJPEG	H.264 / H.265 / MJPEG
Power supply	Power over Ethernet (PoE) 802.3af/802.3at Type1 Class3 Typical 3.5 W, max. 5.7 W	Power over Ethernet (PoE) 802.3af/802.3at Type1 Class3 Typical 3.5 W, max. 5.7 W	Power over Ethernet (PoE) IEEE 802.3af/802.3at Type1 Class3 Typical 3.5 W, max. 5.7 W
AXIS warranty	5 years	5 years	5 years

IR/HYBRID ILLUMINATOR

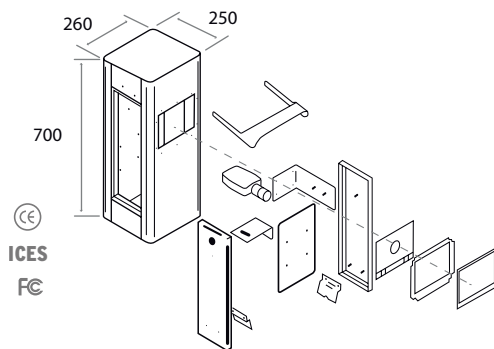


	IR (infrared)	HYBRID (white light + infrared)
Operation	IR illuminator with SMD technology for B/W cameras - IR sensitive	Hybrid illuminator with SMD IR leds to work in B/W and SMD White light leds to work in color
Number of LEDES	12 High Power IR LEDs	9 High Power IR Leds / 3 High Power White Light Leds
Wavelength	850 nm	
Power supply	10,5 Vdc - 15 Vdc I _{max} 1500mA	10,5 Vdc - 15 Vdc I _{max} 1500mA

PoE SPLITTER

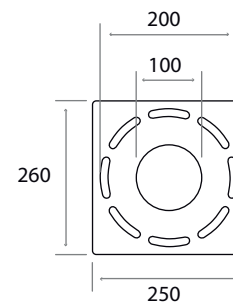
Operation	Distributes data to the camera and power supply to the LED board
Outputs	12 Vdc & PoE
Power supply	PoE+ - 802.at Type 2 30W

DIAGRAMS



ANCHORING TYPE

This model is designed to be installed on the ground, recommended for flat access points or ones that are not very steep.



ALL-IN-ONE CAMERAS


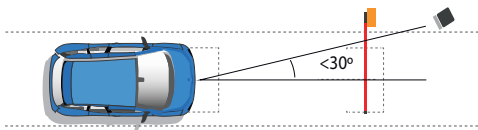
REF.	CAMERA MODEL
10 01 05	Totem IR AIO LITE
10 02 05	Totem IR AIO PRO
10 03 05	Totem IR AIO PRO+
11 02 05	Totem HYBRID AIO PRO
11 03 05	Totem HYBRID AIO PRO+

PC-BASED CAMERAS

REF.	CAMERA MODEL
13 01 05	Totem IR PC LITE
13 02 05	Totem IR PC PRO
13 03 05	Totem IR PC PRO+
14 02 05	Totem HYBRID PC PRO
14 03 05	Totem HYBRID PC PRO+

The positioning of the capture unit with regard to the ground must always meet the following requirements:

- The smallest possible horizontal and vertical inclination with respect to the center of the license plate. The maximum recommended inclination is 30°.
- When the vehicle is captured it must be properly in the lane. It is always necessary to seek the most perpendicular position for the camera in terms of the number plate.
- If the capture is performed using a software or hardware trigger, it is necessary to take into account the concealment produced when vehicles travel in convoy.
- It is necessary to avoid concealments caused by the barrier, since the barrier can obscure the camera's view of the number plate when in movement.



How to choose the best LPR camera for your project?



LPR CAMERA MODELS

			Location	Capture	Maximum distance	Lane width
	COMPACT	IR HYBRID	Ground	Front	8 m / 26 ft 5 m / 16 ft*	5 m / 16 ft 4 m / 13 ft*
	BULLET	IR HYBRID	Wall, Ceiling or Pole	Front and Rear	8 m / 26 ft	5 m / 16 ft
	DOME	IR HYBRID	Barrier, Wall or Ceiling	Front and Rear	6 m / 20 ft	4 m / 13 ft
	BULLET XXL	IR HYBRID	Wall, Ceiling or Pole	Front and Rear	15 m / 50 ft 10 m / 33 ft*	5,5 m / 18 ft 4,5 m / 15 ft*
	TOTEM	IR HYBRID	Ground	Front and Rear Trucks	8 m / 26 ft 5 m / 16 ft*	5 m / 16 ft 4 m / 13 ft*

(*): Maximum distance in case of only having the illumination of the hybrid led projector or the white led spotlight.
The maximum distance for the Hybrid models, in case of having ambient lighting of 50 lux in the license plate, is the same as in the IR models.

Improve the features of your LPR camera with:

TwinPlate Pro
TwinPlate Pro+

COMPLEX LANES
Front capture with two cameras

In situations where vehicles access into the lane from multiple directions.

TICKETLESS CAR LANES
Front and rear capture cameras

In Ticketless lanes it is required to guarantee the operation of the lane 24/7.

CAR & MOTORCYCLE LANES
Front car and rear motorcycle capture cameras

In Ticketless lanes for cars and motorcycles the operation of the lane is guaranteed 24/7 with 3 LPR cameras.