

LPR CAMERA

BULLET XXL

The long-range LPR

High Accuracy
+99%



Front and rear capture

Wall, ceiling or pole

Max. distance
15 m / 50 ft.



Embedded (AiO)
or Server-based

AiO or PC?

AiO (All-in-One)

- Network independent
- Independent lane
- Redundant (AiO and PC)

PC (PC - Server - VM)

- Processing speed
- Centralized software
- Cloud processing



IR illumination
or White Light

IR or HYBRID?

IR (Infrared Light)

- B/W Image
- Reflective license plates
- Europe, Latam and Asia

Hybrid (White light & IR)

- Color or B/W Image
- NON-reflective license plates
- Badly damaged license plates
- USA, Australia, Brazil
- Saudi Arabia, UAE
- Vehicle type (OCR5+)



Software LPR
OCR5 Lite/Pro/Pro+

LITE/PRO/PRO+?

LITE

- Price
- One camera per lane
- Front capture
- B/W Image

PRO

- Max. 2 cameras per lane
- Car & motorcycle lane
- Ticketless car lane

PRO+

- + 2 cameras per lane
- Ticketless cars & motorcycles
- Barrierless cars & motorcycles
- Motorcycle or car type
- Free Flow

IP CAMERA

	LITE	PRO	PRO+
Camera model	Axis Q1785LE	Axis Q1785LE	Axis Q1785LE
Processor	Artpec6 32 bits	Artpec6 32 bits	Artpec6 32 bits
RAM	1 GB	1 GB	1 GB
Image sensor	1/2.8" RGB CMOS	1/2.8" RGB CMOS	1/2.8" RGB CMOS
Maximum resolution	1080 HDTV (1920x1080)	1080 HDTV (1920x1080)	1080 HDTV (1920x1080)
Lens	Varifocal, 4,3-137 mm, F1.4	Varifocal, 4,3-137 mm, F1.4	Varifocal, 4,3-137 mm, F1.4
Video compression	H.264 / H.265 / MJPEG	H.264 / H.265 / MJPEG	H.264 / H.265 / MJPEG
Power supply	Power over Ethernet (PoE) 802.3af/802.3at Type1 Class3 Typical 7.7 W, máx. 12.95 W	Power over Ethernet (PoE) 802.3af/802.3at Type1 Class3 Typical 7.7 W, máx. 12.95 W	Power over Ethernet (PoE) IEEE 802.3af/802.3at Type1 Class3 Typical 7.7 W, máx. 12.95 W
AXIS warranty	5 years	5 years	5 years

IR/HYBRID ILLUMINATOR

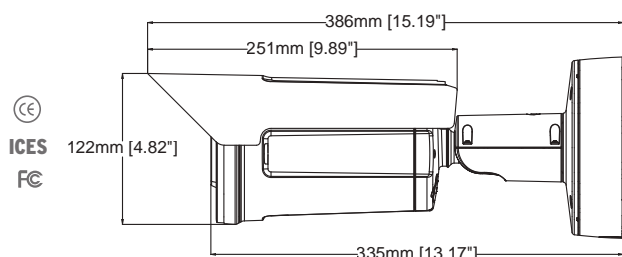


	IR (infrared)	HYBRID (white light + infrared)
Operation	IR illuminator with SMD technology for B/W cameras - IR sensitive	White light SMD LED illuminator for work in color
Number of LEDs	2 High Power IR LEDs integrated in the camera	External focus of 6 LEDs High Power White Light
Wavelength	850 nm	White Light
Power supply	-	12 Vdc - 15W max.

PoE SPLITTER (optional)

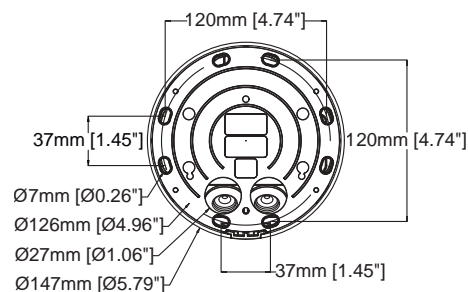
Operation	Distributes data to the camera and power supply to the LED board
Outputs	12 Vdc & PoE
Power supply	PoE+ - 802.at Type 2 30W

DIAGRAMS



ANCHORING TYPE

This model is designed to be installed on a wall, ceiling or pole.



ALL-IN-ONE CAMERAS

REF.	CAMERA MODEL
10 01 04	Bullet XXL IR AIO LITE
10 02 04	Bullet XXL IR AIO PRO
10 03 04	Bullet XXL IR AIO PRO+
11 02 04	Bullet XXL HYBRID AIO PRO
11 03 04	Bullet XXL HYBRID AIO PRO+

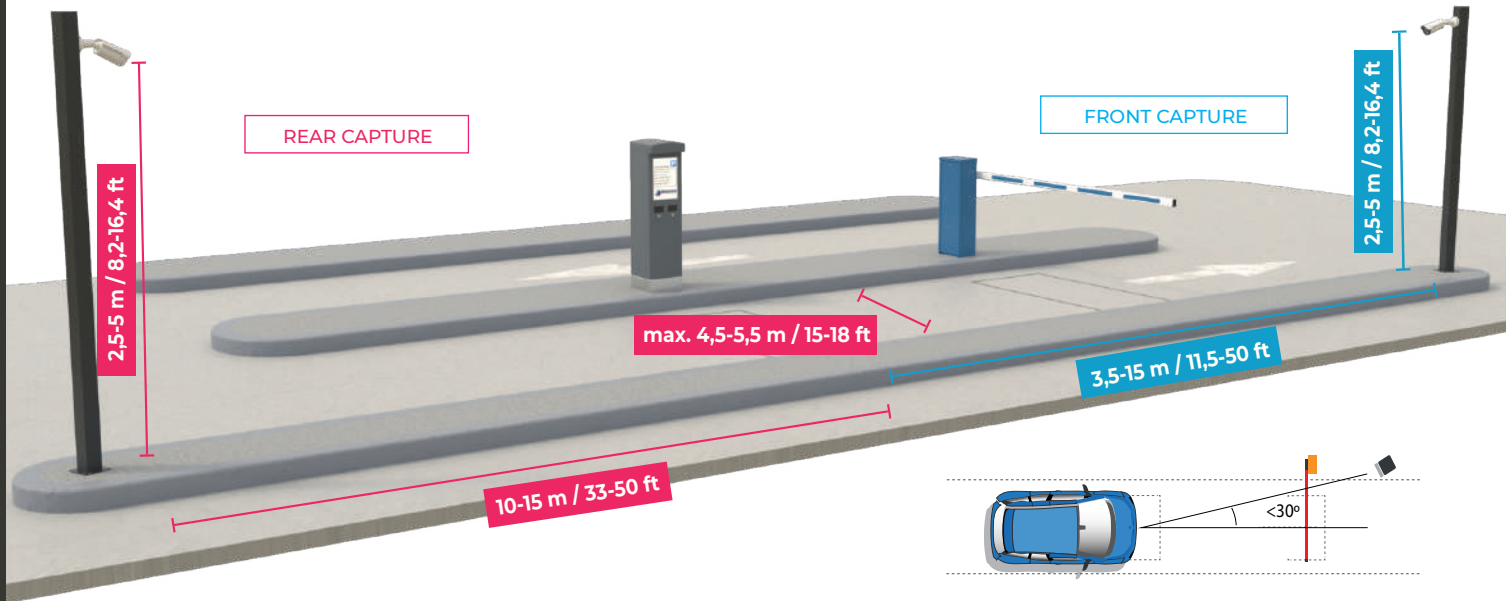
PC-BASED CAMERAS

REF.	CAMERA MODEL
13 01 04	Bullet XXL IR PC LITE
13 02 04	Bullet XXL IR PC PRO
13 03 04	Bullet XXL IR PC PRO+
14 02 04	Bullet XXL HYBRID PC PRO
14 03 04	Bullet XXL HYBRID PC PRO+

The positioning of the capture unit on the ceiling or wall must always meet the following requirements:

- The smallest possible horizontal and vertical inclination with respect to the center of the license plate. The maximum recommended inclination is 30°.
- When the vehicle is captured it must be properly in the lane. It is always necessary to seek the most perpendicular position for the camera in terms of the number plate.
- If the capture is performed using a software or hardware trigger, it is necessary to take into account the concealment produced when vehicles travel in convoy.
- It is necessary to avoid concealments caused by the barrier, since the barrier can obscure the camera's view of the number plate when in movement.

RECOMMENDED POSITIONING



How to choose the best LPR camera for your project?

ACCURACY
+99%

LPR CAMERA MODELS

			Location	Capture	Maximum distance	Lane width
	COMPACT	IR HYBRID	Ground	Front	8 m / 26 ft 5 m / 16 ft*	5 m / 16 ft 4 m / 13 ft*
	BULLET	IR HYBRID	Wall, Ceiling or Pole	Front and Rear	8 m / 26 ft	5 m / 16 ft
	DOME	IR HYBRID	Barrier, Wall or Ceiling	Front and Rear	6 m / 20 ft	4 m / 13 ft
	BULLET XXL	IR HYBRID	Wall, Ceiling or Pole	Front and Rear	15 m / 50 ft 10 m / 33 ft*	5,5 m / 18 ft 4,5 m / 15 ft*
	TOTEM	IR HYBRID	Ground	Front and Rear Trucks	8 m / 26 ft 5 m / 16 ft*	5 m / 16 ft 4 m / 13 ft*

(*): Maximum distance in case of only having the illumination of the hybrid led projector or the white led spotlight. The maximum distance for the Hybrid models, in case of having ambient lighting of 50 lux in the license plate, is the same as in the IR models.

Improve the features of your LPR camera with:
TwinPlate Pro
TwinPlate Pro+

COMPLEX LANES
Front capture with two cameras

In situations where vehicles access into the lane from multiple directions.

TICKETLESS CAR LANES
Front and rear capture cameras

In Ticketless lanes it is required to guarantee the operation of the lane 24/7.

CAR & MOTORCYCLE LANES
Front car and rear motorcycle capture cameras

In Ticketless lanes for cars and motorcycles the operation of the lane is guaranteed 24/7 with 3 LPR cameras.